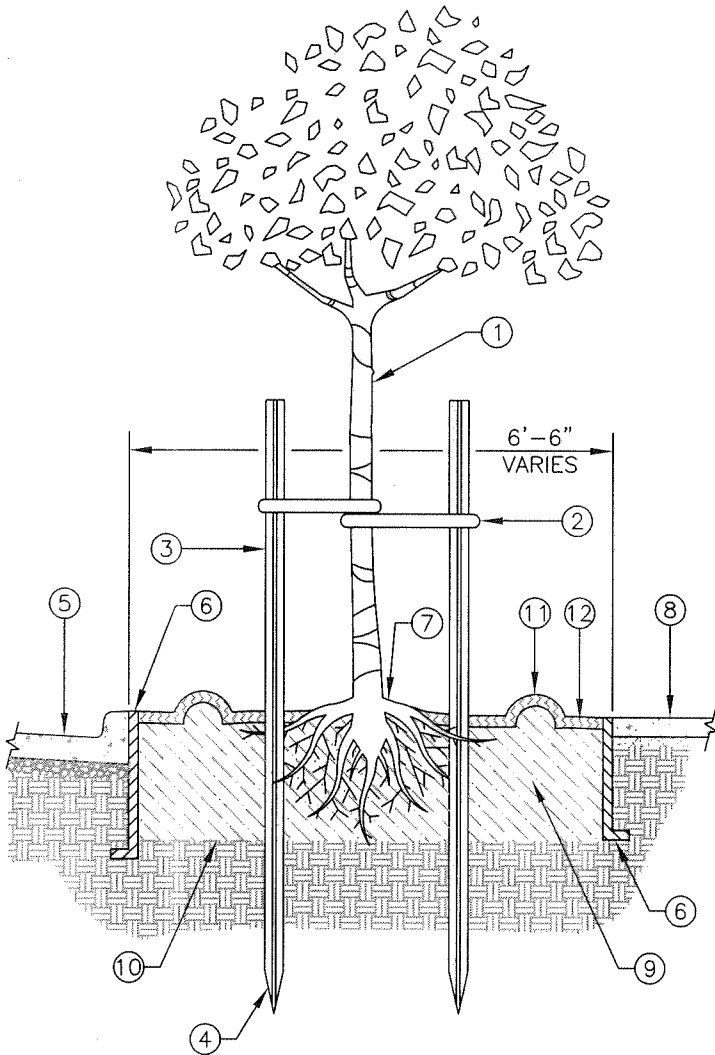


PLAN VIEW



SECTION VIEW

NOTES:

- ① TREE AS PER C.D.F. STANDARDS FOR PURCHASING CONTAINER GROWN LANDSCAPE TREES.
- ② 3/4" WIDE REINFORCED PLASTIC GREEN TREE TIE.
- ③ 8' HEAVY DUTY STEEL GREEN T-POST. PLACE POSTS PERPENDICULAR TO PREVAILING WINDS AND OUTSIDE ROOTBALL IN UNDISTURBED NATIVE SOIL.
- ④ DRIVE POST 1' MIN. INTO UNDISTURBED SOIL. PLACE POSTS MINIMUM 18" AWAY FROM TRUNK.
- ⑤ CURB AND GUTTER OR OTHER PAVING.
- ⑥ ROOT CONTROL BARRIER BY "DEEP ROOT CORP." OR APPROVED EQUAL. SET AT LEVEL OF SURROUNDING CEMENT OR SOIL. 10' LONG CENTERED ON TREE, 12" DEPTH (LB 12-2) NEXT TO SIDEWALKS AND 18" DEPTH (LB 18-2) NEXT TO CURBING.
- ⑦ FIRST ROOTS SHALL BE VISIBLE AT TOP OF ROOTBALL. SET TOP OF ROOTBALL 1" ABOVE FINISH GRADE TO ALLOW FOR SETTLEMENT. BREAK UP SIDES OF BALL AND SPREAD OUT ROOTS. NO CIRCLING ROOTS SHALL REMAIN WITHIN 12" OF THE TREE TRUNK.
- ⑧ SIDEWALK.
- ⑨ BACKFILL MIX PER SPECIFICATIONS OR SOIL REPORT. SOIL SHALL BE 2" BELOW WALK. COVER SOIL WITH 2" OF MULCH TO GRADE.
- ⑩ PLANTING HOLE SHALL BE TWICE THE DIAMETER OF THE ROOTBALL AND NO DEEPER THAN THE TREE ROOTBALL. SCARIFY SIDES AND BOTTOM OF HOLE. IN PARKING AREAS OVER EXCAVATION OF COMPACTED SOIL MAY BE REQUIRED.
- ⑪ WATER RETENTION BERMS SHOULD BE SET 3' FROM THE TRUNK.
- ⑫ MULCH.

NOTE:

IN TURF AREAS PROVIDE ARBOR GUARD BRAND TRUNK PROTECTANT AND PROVIDE A BENDER BOARD AT THE OUTSIDE EDGE OF THE BERM.

REVISION	BY	DATE	APP. BY COUNCIL

CITY OF CHICO

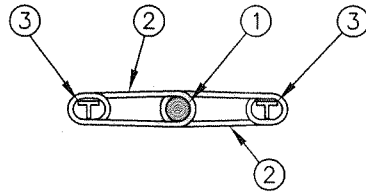
STANDARD PLAN

DRAWN BY: GL DATE: 9/09
 CHECKED BY: DB SCALE: NONE
 APPROVED: *[Signature]*
 CPSD DIRECTOR

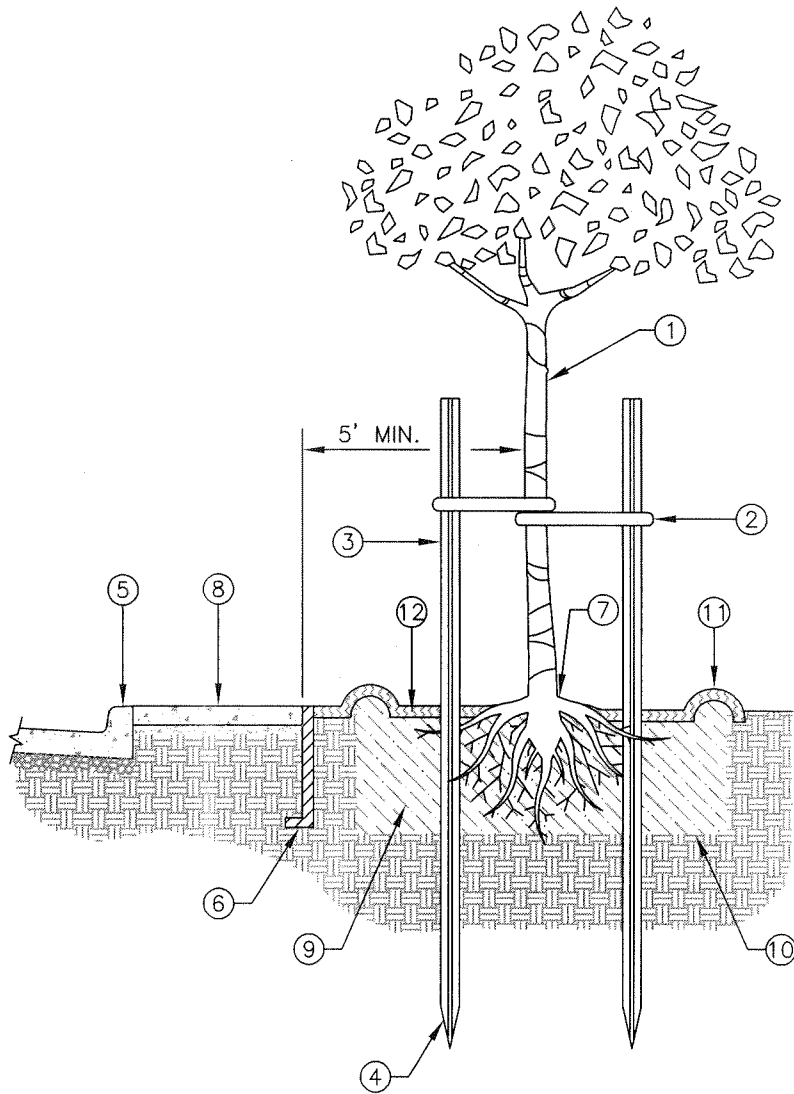
FIFTEEN GALLON
 TREE PLANTING DETAIL
 AT PARKWAY STRIP

NO.
 LS-1

SHEET 1 OF 3



PLAN VIEW



SECTION VIEW

NOTES:

- ① TREE AS PER C.D.F. STANDARDS FOR PURCHASING CONTAINER GROWN LANDSCAPE TREES.
- ② 3/4" WIDE REINFORCED PLASTIC GREEN TREE TIE.
- ③ 8' HEAVY DUTY GREEN STEEL T-POST. PLACE POSTS PERPENDICULAR TO PREVAILING WINDS AND OUTSIDE ROOTBALL IN UNDISTURBED NATIVE SOIL.
- ④ DRIVE POST 1' MIN INTO UNDISTURBED SOIL. PLACE POSTS MINIMUM 18" AWAY FROM TRUNK.
- ⑤ CURB AND GUTTER OR OTHER PAVING.
- ⑥ ROOT CONTROL BARRIER BY "DEEP ROOT CORP." OR APPROVED EQUAL. SET AT LEVEL OF SURROUNDING CEMENT OR SOIL. 10' LONG CENTERED ON TREE, 12" DEPTH (LB 12-2) ALONG SIDEWALKS.
- ⑦ FIRST ROOTS SHALL BE VISIBLE AT TOP OF ROOTBALL. SET TOP OF ROOTBALL 1" ABOVE FINISH GRADE TO ALLOW FOR SETTLEMENT. BREAK UP SIDES OF BALL AND SPREAD OUT ROOTS. NO CIRCLING ROOTS SHALL REMAIN WITHIN 12" OF THE TREE TRUNK.
- ⑧ SIDEWALK.
- ⑨ BACKFILL MIX PER SPECIFICATIONS OR SOIL REPORT. SOIL SHALL BE 2" BELOW WALK. COVER SOIL WITH 2" OF MULCH TO GRADE.
- ⑩ PLANTING HOLE SHALL BE TWICE THE DIAMETER OF THE ROOTBALL AND 2" DEEPER THAN THE TREE ROOTBALL. SCARIFY SIDES AND BOTTOM OF HOLE. IN PARKING AREAS OVER EXCAVATION OF SOIL MAY BE REQUIRED.
- ⑪ WATER RETENTION BERMS IN SHRUB AREAS.
- ⑫ MULCH.

NOTE:
IN TURF AREAS PROVIDE
ARBOR GUARD BRAND TRUNK
PROTECTANT.

REVISION	BY	DATE	APP. BY COUNCIL

CITY OF CHICO

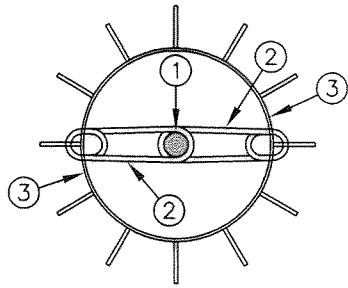
STANDARD PLAN

DRAWN BY: GL DATE: 9/09
 CHECKED BY: DB SCALE: NONE
 APPROVED: [Signature]
 CPSD DIRECTOR

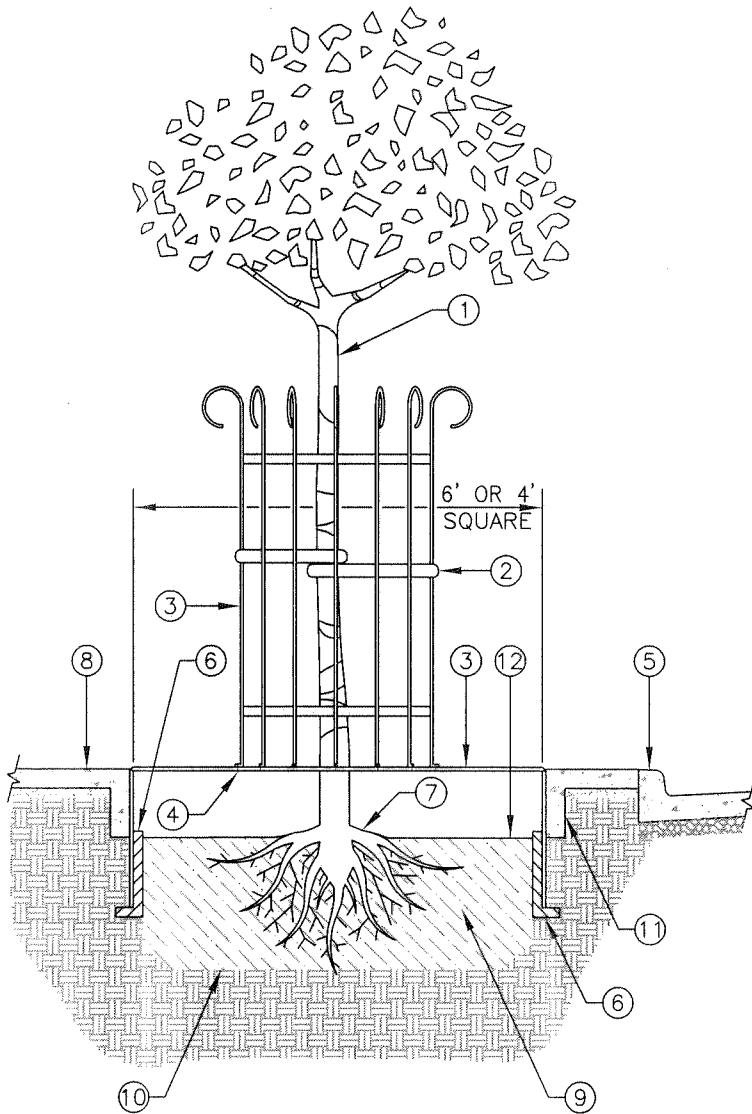
**FIFTEEN GALLON
 TREE PLANTING DETAIL
 AT BACK OF WALK**

NO.
LS-1

SHEET 2 OF 3



PLAN VIEW



SECTION VIEW

NOTES:

- ① TREE AS PER C.D.F. STANDARDS FOR PURCHASING CONTAINER GROWN LANDSCAPE TREES.
- ② 3/4" WIDE REINFORCED PLASTIC GREEN TREE TIE, TWO PLACES.
- ③ NEENAH R-8713, 180° SQUARE, 60" OR 48" TREE GRATE WITH TREE GUARD, SEE CONSTRUCTION PLAN FOR DETAILS.
- ④ STEEL FLANGE 2"x3" PRE-DRILLED TO ACCEPT 2"x1/2"Ø THROUGH BOLT.
- ⑤ CURB AND GUTTER OR OTHER PAVING.
- ⑥ ROOT CONTROL BARRIER BY "DEEP ROOT CORP." OR APPROVED EQUAL. 12" DEPTH (LB 12-2) NEXT TO SIDEWALKS AND 18" DEPTH (LB 18-2) NEXT TO CURBING.
- ⑦ FIRST ROOTS SHALL BE VISIBLE AT TOP OF ROOTBALL. SET TOP OF ROOTBALL 1" ABOVE FINISH GRADE TO ALLOW FOR SETTLEMENT. BREAK UP SIDES OF BALL AND SPREAD OUT ROOTS. NO CIRCLING ROOTS SHALL REMAIN WITHIN 12" OF THE TREE TRUNK.
- ⑧ SIDEWALK.
- ⑨ BACKFILL MIX PER SPECIFICATIONS OR SOIL REPORT.
- ⑩ PLANTING HOLE SHALL BE THE WIDTH OF THE TREE WELL AND NO DEEPER THAN THE TREE ROOTBALL. SCARIFY SIDES AND BOTTOM OF HOLE. IN PARKING AREAS OVER EXCAVATION OF COMPACTED SOIL MAY BE REQUIRED.
- ⑪ CONCRETE EDGE TO RETAIN SUBGRADE, 4" THICK MIN.
- ⑫ FINISH PLANTER GRADE - 7" BELOW TOP OF TREE GRATE.

REVISION			
BY	DATE	APP. BY	COUNCIL

CITY OF CHICO

STANDARD PLAN

DRAWN BY: GL DATE: 9/09
 CHECKED BY: DB SCALE: NONE
 APPROVED: [Signature]
 CPSD DIRECTOR

**FIFTEEN GALLON
 TREE PLANTING DETAIL
 WITH TREE GUARD**

NO.
LS-1

SHEET 3 OF 3