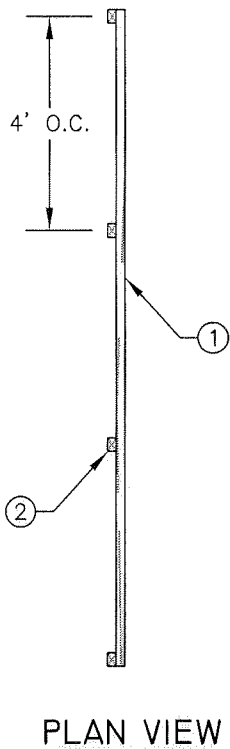
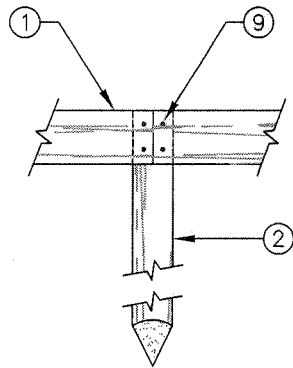


SECTION VIEW



PLAN VIEW



SPLICE  
PROFILE VIEW

NOTES:

- ① 2" x 4" ROUGH CONSTRUCTION HEART REDWOOD HEADER BOARD. STEEL OR WOOD/RESIN COMPOSITE MATERIALS ARE ACCEPTABLE ALTERNATIVES. KEEP MATERIAL TYPE CONSISTENT.
- ② 2" x 3" x 18" REDWOOD OR PRESSURE TREATED DOUGLAS FIR STAKE @ 4' O.C. MINIMUM SPACING.
- ③ FINISH GRADE FOR SOIL IN TURF AREA -1".
- ④ FINISH GRADE FOR SOIL IN HARDSCAPE AREA -2".
- ⑤ FINISH GRADE FOR SOIL IN SHRUB OR GROUNDCOVER AREA -2".
- ⑥ DECOMPOSED GRANITE, ROCK DUST OR PAVING IN HARDSCAPE AREA.
- ⑦ REDWOOD BARK IN SHRUB AREA.
- ⑧ NAILS AT STAKES SHALL BE 16d GALVANIZED COMMON, 2 PER STAKE MINIMUM.
- ⑨ NAILS AT SPLICES SHALL BE 8d GALVANIZED COMMON, 4 PER SPLICE MINIMUM.

REVISION	BY	DATE	APP. BY COUNCIL

**CITY OF CHICO**

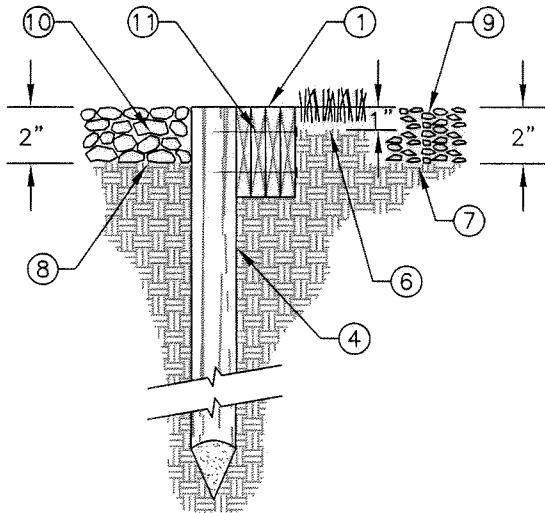
**STANDARD PLAN**

DRAWN BY: GL DATE: 10/06  
 CHECKED BY: DB SCALE: NONE  
 APPROVED: [Signature]  
 DIRECTOR OF ENGINEERING

**HEADER DETAIL**

NO.  
**LS-5**

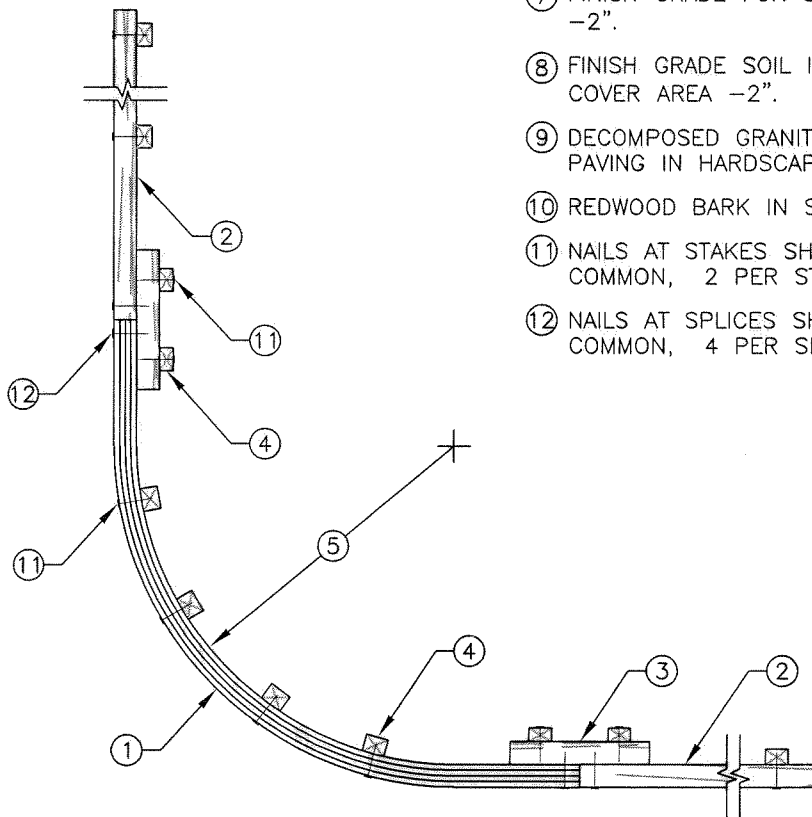
SHEET 1 OF 2



SECTION VIEW

NOTES:

- ① TWO (2) 1" x 4" OR FOUR (4) 1/2" x 4" LAMINATED ROUGH CONSTRUCTION HEART REDWOOD BENDER BOARDS AS REQUIRED TO MAKE SMOOTH CURVES. STEEL OR WOOD/RESIN COMPOSITE MATERIALS ARE ACCEPTABLE ALTERNATIVES. KEEP MATERIAL TYPE CONSISTENT.
- ② 2" x 4" ROUGH CONSTRUCTION HEART REDWOOD HEADER BOARD.
- ③ 2" x 4" x 24" ROUGH CONSTRUCTION HEART REDWOOD BACKING BLOCK AT SPLICES.
- ④ 2" x 3" x 18" MINIMUM, REDWOOD OR PRESSURE TREATED DOUGLAS FIR STAKE @ 4' O.C. MINIMUM SPACING.
- ⑤ RADIUS AS PER PLANS.
- ⑥ FINISH GRADE FOR SOIL IN TURF AREA -1".
- ⑦ FINISH GRADE FOR SOIL IN HARDSCAPE AREA -2".
- ⑧ FINISH GRADE SOIL IN SHRUB OR GROUND COVER AREA -2".
- ⑨ DECOMPOSED GRANITE, ROCK DUST OR PAVING IN HARDSCAPE AREA.
- ⑩ REDWOOD BARK IN SHRUB AREA.
- ⑪ NAILS AT STAKES SHALL BE 16d GALVANIZED COMMON, 2 PER STAKE MINIMUM.
- ⑫ NAILS AT SPLICES SHALL BE 8d GALVANIZED COMMON, 4 PER SPLICE MINIMUM.



PLAN VIEW

REVISION	BY	DATE	APP. BY COUNCIL

**CITY OF CHICO**

**STANDARD PLAN**

DRAWN BY: GL      DATE: 10/06  
 CHECKED BY: DB      SCALE: NONE  
 APPROVED: [Signature]  
 DIRECTOR OF ENGINEERING

**LAMINATED HEADER DETAIL**

NO.  
**LS-5**

SHEET 2 OF 2