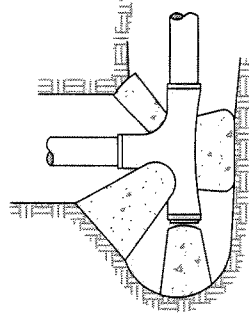
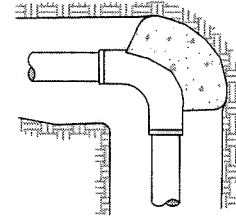


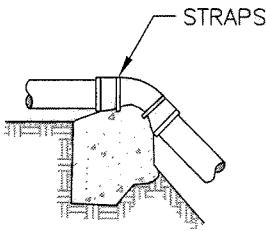
PLAN



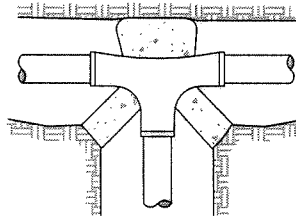
PLAN



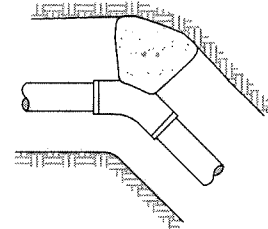
PLAN



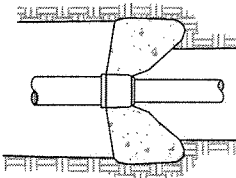
PROFILE



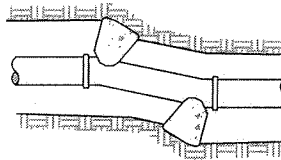
PLAN



PLAN



PLAN



PLAN

NOTES:

1. ALL MAINLINE TO BE INSTALLED AND TESTED ACCORDING TO PIPE MANUFACTURER'S SPECS, WHICH SHALL BE A PART OF THE INSTALLATION SPECS.
2. ALL TRENCH DEPTHS AND WIDTHS SHALL BE AS SHOWN ON THE IRRIGATION PLANS.
3. FINAL LOCATION OF THRUST BLOCKS SHALL BE DETERMINED BY THE PROJECT DESIGNER.
4. SIZE OF BEARING SURFACE PER SPECIFICATIONS.
5. BLOCKS SHALL BE POURED AGAINST UNDISTURBED SOIL.
6. INSTALL THRUST BLOCK AS SHOWN ABOVE ON ALL RING-TITE PIPE AND SOLVENT WELD PIPE 3" OR LARGER.
7. INSTALL THRUST BLOCKS ON SOLVENT WELD PIPE 2½" OR SMALLER MAINLINES ONLY WHEN MAINLINE PRESSURE IS GREATER THEN 75 PSI.

REVISION	BY	DATE	APP. BY COUNCIL

CITY OF CHICO

STANDARD PLAN

DRAWN BY: GL DATE: 10/06
 CHECKED BY: DB SCALE: NONE
 APPROVED: [Signature]
 DIRECTOR OF ENGINEERING

**TYPICAL THRUST BLOCK
 DETAILS FOR RING-TITE
 AND SOLVENT WELD PIPE**

NO.
LS-15

SHEET 1 OF 1