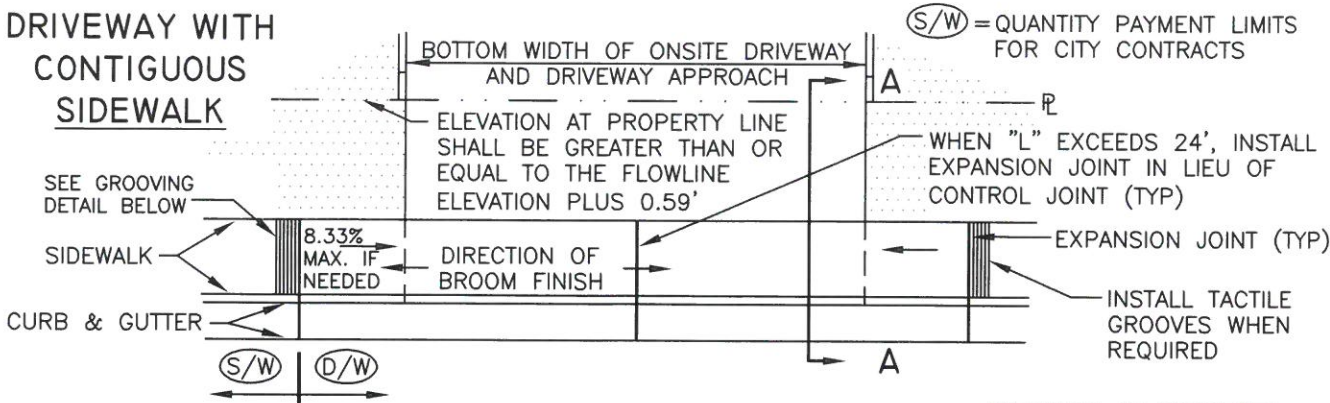
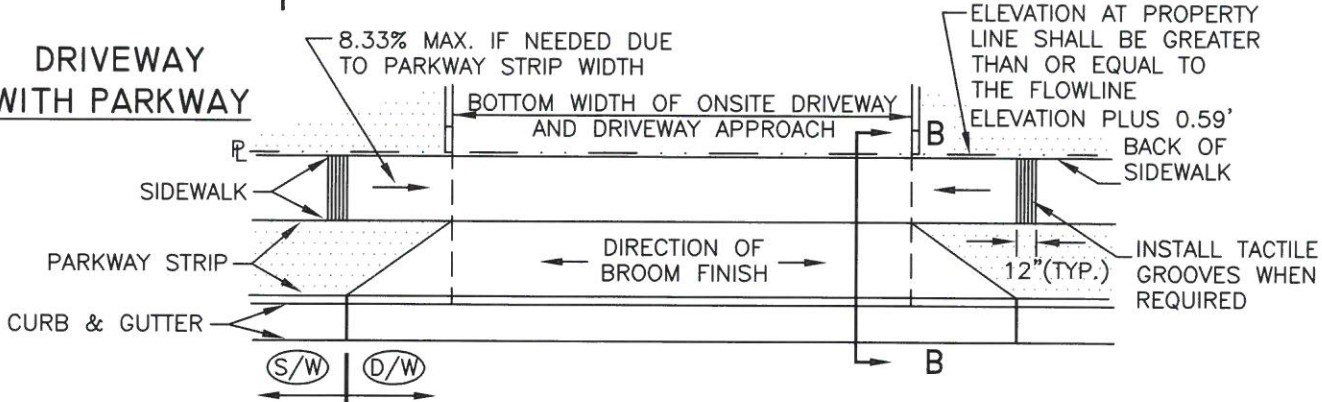


*ALL SIDEWALKS MUST COMPLY WITH CURRENT FEDERAL ADA REQUIREMENTS

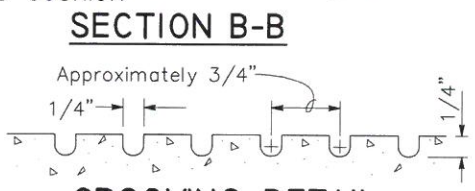
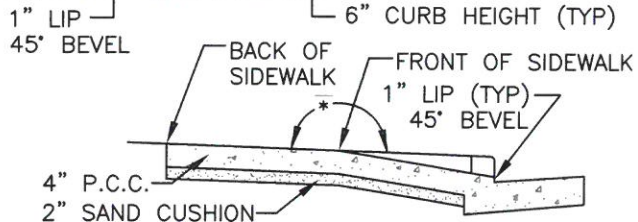
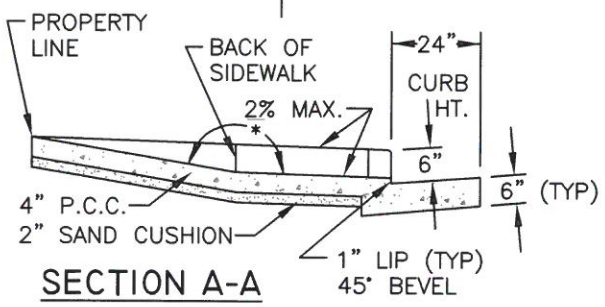
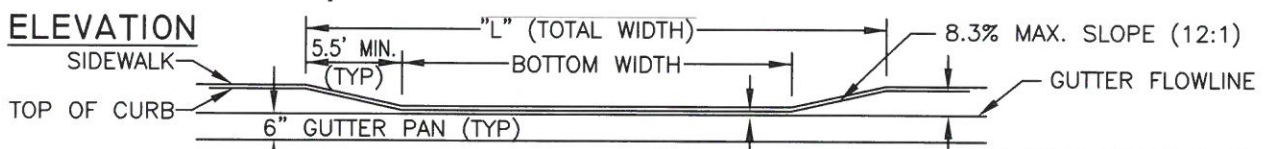
DRIVEWAY WITH CONTIGUOUS SIDEWALK



DRIVEWAY WITH PARKWAY



ELEVATION



SECTION A-A

SECTION B-B

GROOVING DETAIL

*MAX. ALGEBRAIC DIFFERENCE OF 17.5%

NOTES:

1. STANDARD S-5 SHALL BE USED FOR RESIDENTIAL DEVELOPMENTS WITH 3 DWELLING UNITS OR LESS.
2. BOTTOM WIDTH AT FACE OF CURB:

A) SINGLE SPACE AND TANDEM PARKING - 12'	C) ONE WAY - 14' MINIMUM, 18' MAXIMUM
B) TWO SPACES (SIDE BY SIDE) - 18'	D) TWO WAY - 24' MINIMUM, 30' MAXIMUM
3. WHERE CURB HEIGHT IS GREATER THAN 6" AND/OR DISTANCE BETWEEN FACE OF CURB AND FRONT OF SIDEWALK IS LESS THAN 4'6", THE SIDEWALK SHALL BE DEPRESSED TO MAINTAIN MAXIMUM SLOPES.
4. STANDARD S-5 IS NOT REQUIRED IN CONJUNCTION WITH ROLLED CURB AND GUTTER.
5. A 1/4"-DEEP SCORE IS REQUIRED AT THE BOTTOM OF ALL DRIVEWAY WINGS.

REVISION	BY	DATE	APP. BY	COUNCIL

CITY OF CHICO

STANDARD PLAN

DRAWN BY: GL DATE: 02/2016
 CHECKED BY: BO SCALE: NONE
 APPROVED: [Signature]
 PUBLIC WORKS DIRECTOR-ENGINEERING

RESIDENTIAL DRIVEWAY APPROACH

NO. **S-5**
 SHEET 1 OF 1