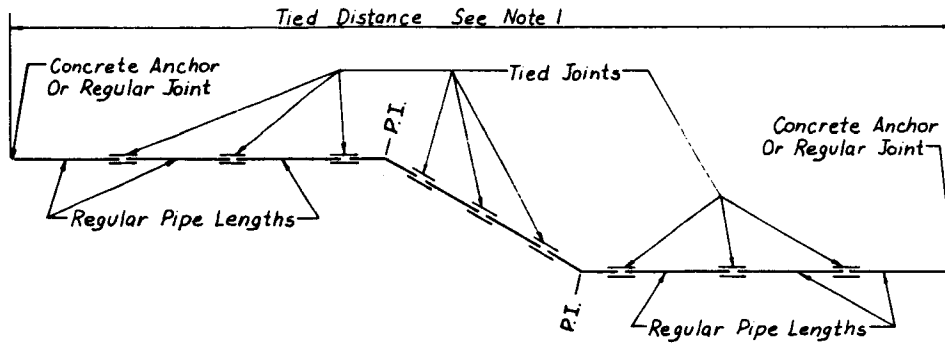
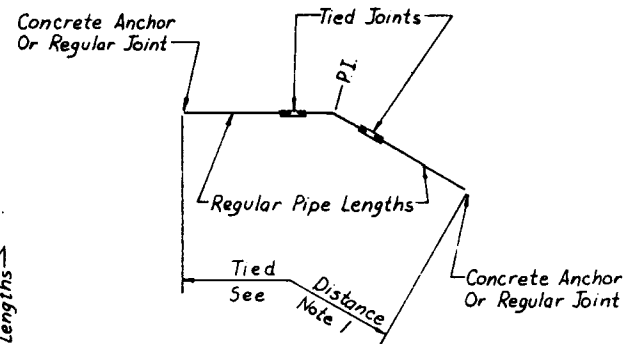
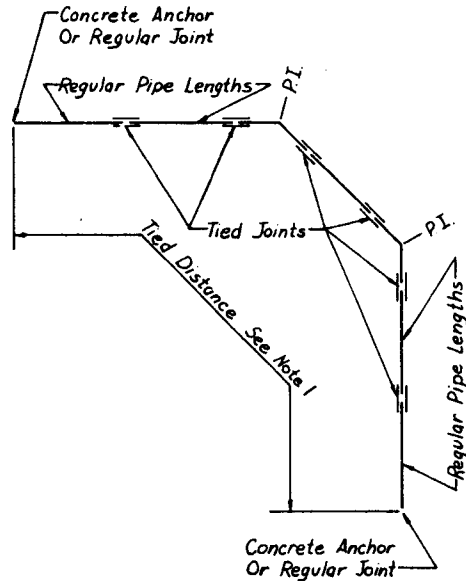


# NOTES

1. Layouts Show Typical Arrangements For Both Horizontal And Vertical Bends. Conditions May Require A Combination Of Vertical And Horizontal Bends, For Which Special Placement Of Tied Joints Will Be Indicated. The Construction Plans Indicate Definite "Tied Distance" At All Required Points.



## VERTICAL BENDS



## SINGLE HORIZONTAL BEND

## DOUBLE HORIZONTAL BEND

87-5

		CITY OF ELYRIA, OHIO ENGINEERING DEPARTMENT	
		TIED JOINTS	
		DR. BY TJS DATE 2-77	DRAWING
		CK. BY PSE DATE 2-77	2-903
BY	DATE	Ronny J. Shipp	
REVISIONS		APPROVED CITY ENGINEER	SH. 2 OF 2