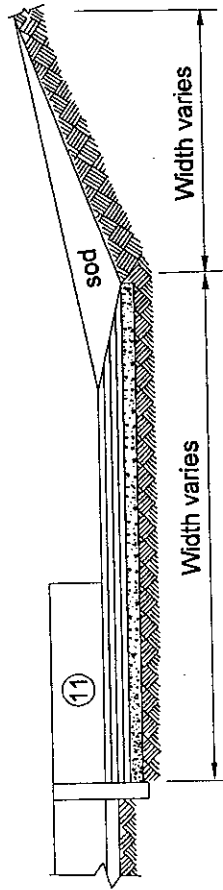
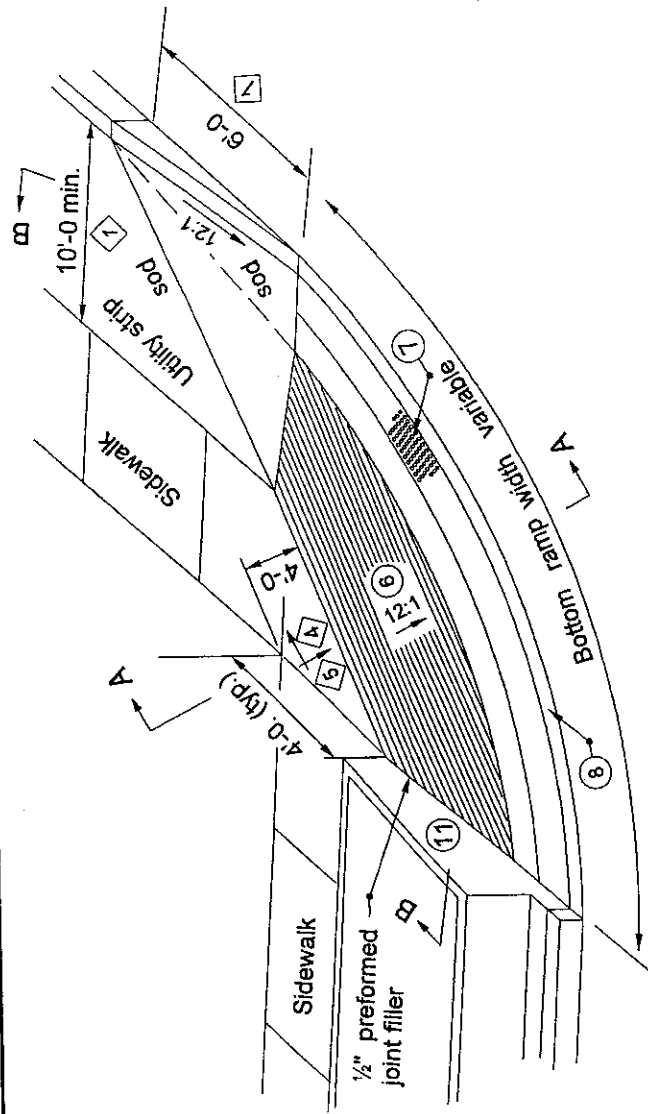
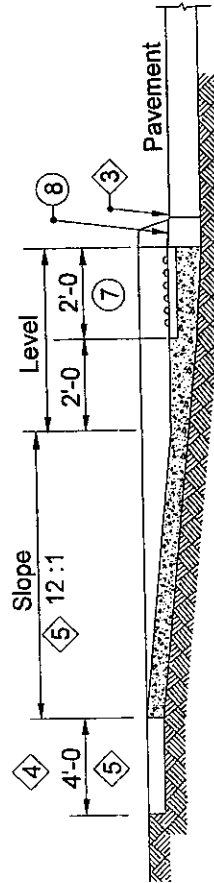


NOTES:

- (6) See Standard Drawing E 604-SWCR-02 for groove details.
- (7) See Standard Drawing E 604-SWCR-02 for details of detectable warning surface.
- (8) See Standard Drawing E 604-SWCR-02 for alternate curb construction.
- 9. See Standard Drawing E 604-SWCR-02 for typical ramp construction detail.
- 10. See Standard Drawing E 604-SWCR-01 and -02 for Plan Location and General Notes respectively.
- (11) Street furnishing such as planter, signal base, etc.



SECTION B-B



SECTION A-A

INDIANA DEPARTMENT OF TRANSPORTATION	
SIDEWALK CURB RAMPS TYPE E	
SEPTEMBER 2005	
STANDARD DRAWING NO. E 604-SWCR-07	
	/s/ Richard L. Vinciguerra DESIGN STANDARDS ENGINEER 9-01-05 DATE
	/s/ Richard K. Switzer CHIEF HIGHWAY ENGINEER 9-01-05 DATE